

# IJFCOB19I Data Sheet

---

---

---



## India's first LED Chip – Complying International Quality and Lighting Standards.

### **Description:**

Indo Japan's F - COB series products use high quality silica gel packages with Aluminium Oxide Substrate which improves the heat dissipation, thus enhancing the performance and reliability of LED Chips.

F - COB series has low power consumption, high CRI, wide beam angle, long product life and less heat emission compared to traditional COBs which makes this series suitable for all forms of lighting applications.

### **Features:**

- RoHS & CE Compliant
- Pb free
- Size : 19mm x 19mm x 1.6mm
- Viewing Angle : 120°
- COB LED
- High Lumen Output
- Low Power Consumption

### **Applications:**

- Spot Light
- Down Light
- Façade Light
- Street Light
- Flood Light
- Automobile Headlamp

# IJFCOB19I Data Sheet



## Absolute Maximum Ratings ( $T_{\text{Soldering}} / T_a = 25^{\circ}\text{C}$ )

Parameters	Symbol	Rating	Unit
Max Forward Current	$I_f$	750	mA
Peak Forward Current (Duty 1/10 @10ms)	$I_{fp}$	1500	mA
Power Dissipation	$P_d$	27600	mW
Operating Temperature	$T_{opr}$	-40 ~ +85	$^{\circ}\text{C}$
Storage Temperature	$T_{stg}$	-40 ~ +100	$^{\circ}\text{C}$
Thermal Resistance (Junction / Soldering point)	$R_{th J-S}$	10	$^{\circ}\text{C}/\text{W}$
Junction Temperature	$T_j$	135	$^{\circ}\text{C}$
Soldering Temperature	$T_{sol}$	Reflow Soldering : 260 $^{\circ}\text{C}$ for 10 sec. Hand Soldering : 350 $^{\circ}\text{C}$ for 3 sec.	

Note:

1. The products are sensitive to static electricity and must be carefully taken when handling products.

# IJFCOB19I Data Sheet

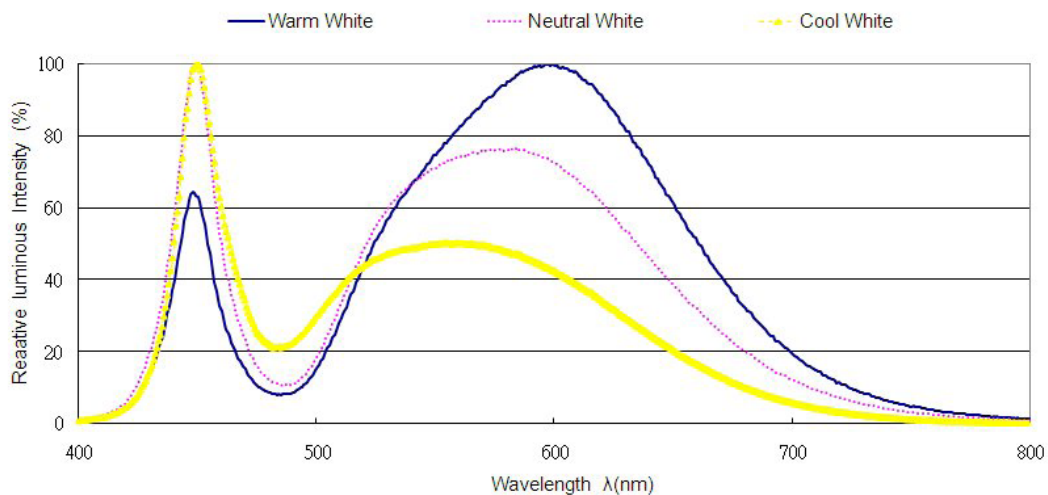


Parameter	Symbol	Min.	Typ.	Max.	Unit	Condition
Luminous Flux	$\Phi$		3510		lm	$I_f = 700\text{mA}$
Forward Voltage	$V_F$	35.8	...	36.8	V	$I_f = 700\text{mA}$
CRI	Ra	70	80	90		$I_f = 700\text{mA}$
Viewing Angle	2 $\theta$ 1/2	----	140	----	deg	$I_f = 700\text{mA}$
Reverse Current	$I_R$	----	----	50	$\mu\text{A}$	$V_r = 5\text{V}$

Notes:

1. Tolerance of Luminous flux:  $\pm 11\%$ .
2. Tolerance of Forward Voltage:  $\pm 0.1\text{V}$ .
3. Tolerance of Colour Rendering Index:  $\pm 2$

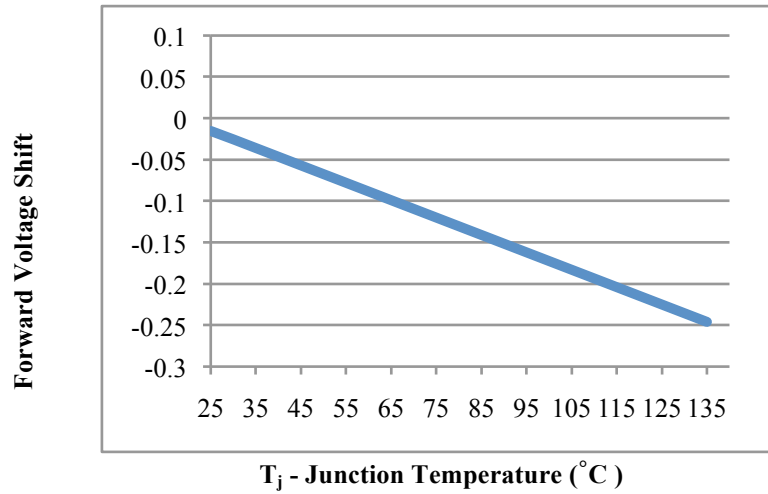
## Spectrum Distribution



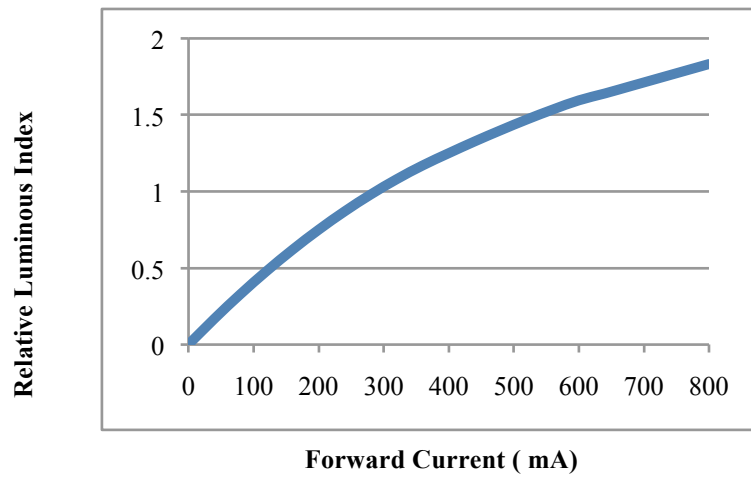
# IJFCOB19I Data Sheet



## Forward Voltage Shift vs Junction Temperature



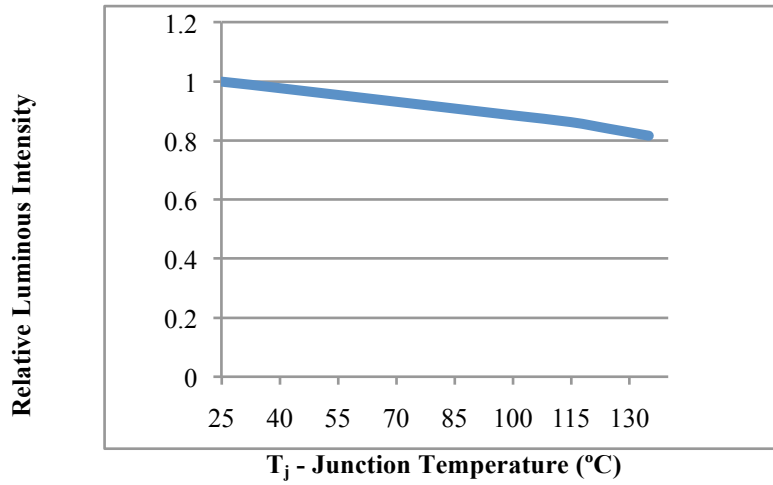
## Relative Luminous Intensity vs Forward Current



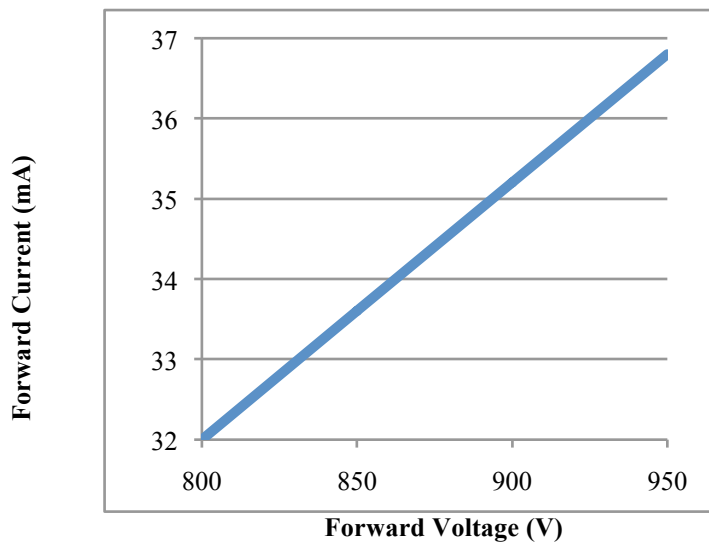
# IJFCOB19I Data Sheet



## Relative Luminous Intensity vs Junction Temperature



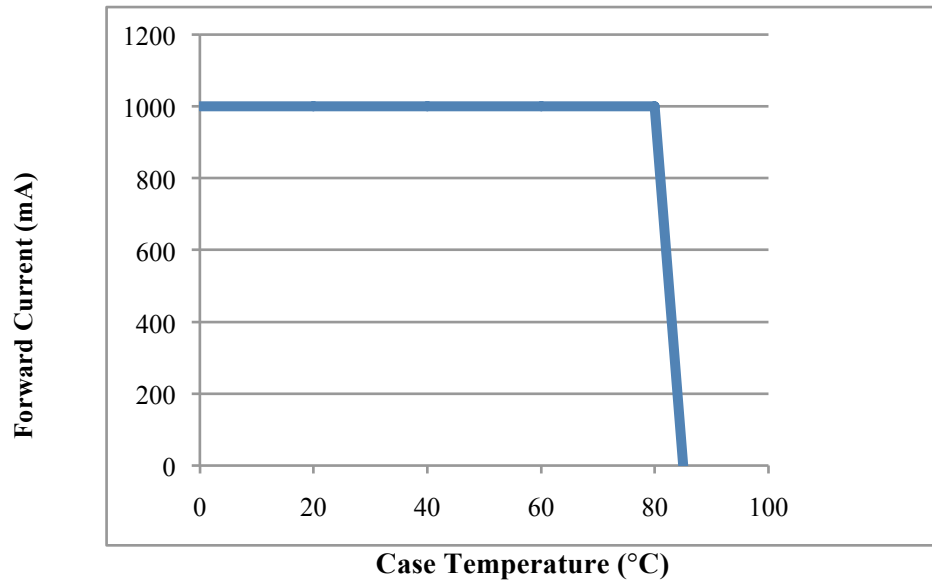
## Forward Current vs. Forward Voltage



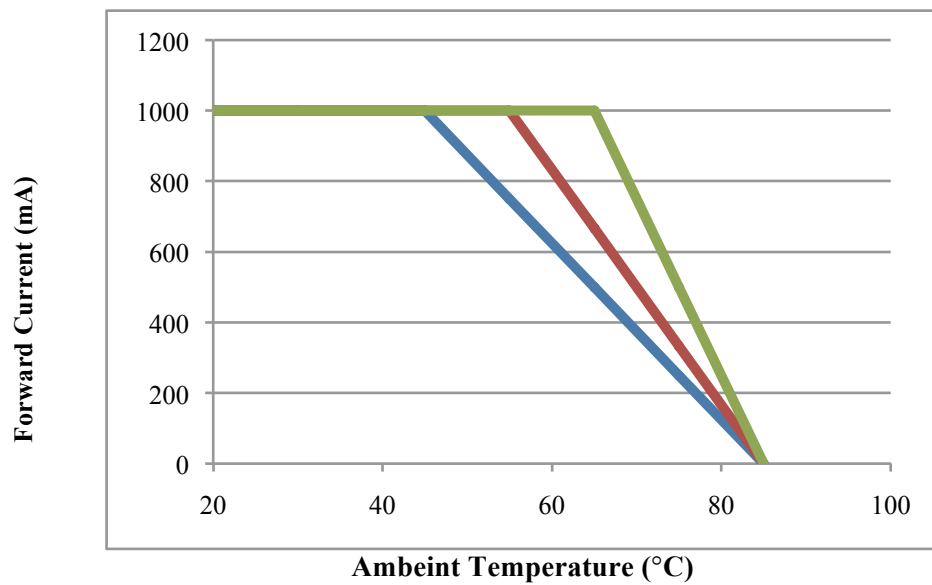
# IJFCOB19I Data Sheet



## Max Driving Forward Current vs Soldering Temperature



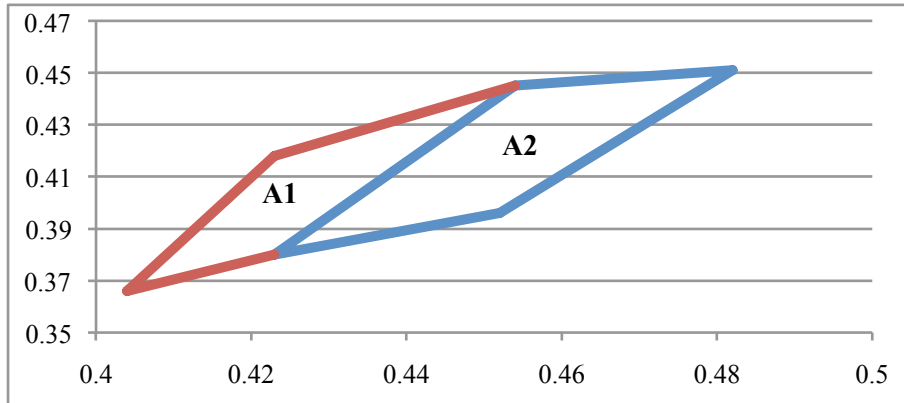
## Max Driving Forward Current vs Ambient Temperature



# IJFCOB19I Data Sheet

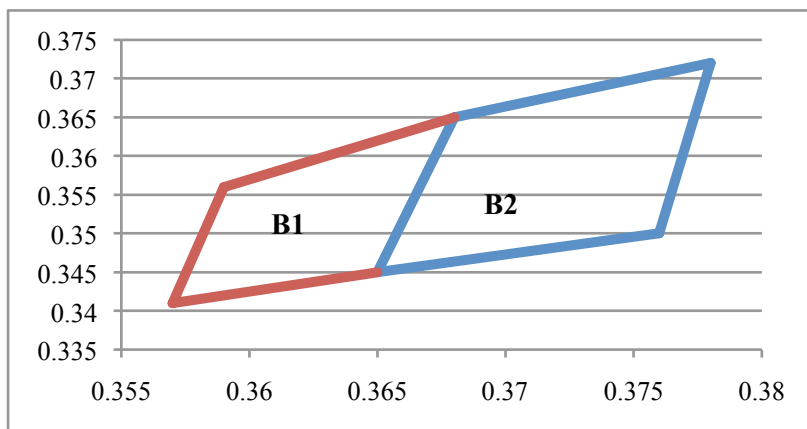


## CCT – BIN FOR WARM WHITE LIGHT



<b>BIN A 1</b>	<b>2700 – 3000K</b>
<b>BIN A 2</b>	<b>3000 – 3300K</b>
<b>BIN A 3</b>	<b>3300 – 3600K</b>
<b>BIN A 4</b>	<b>3600 – 3900K</b>

## CCT – BIN FOR NATURAL WHITE

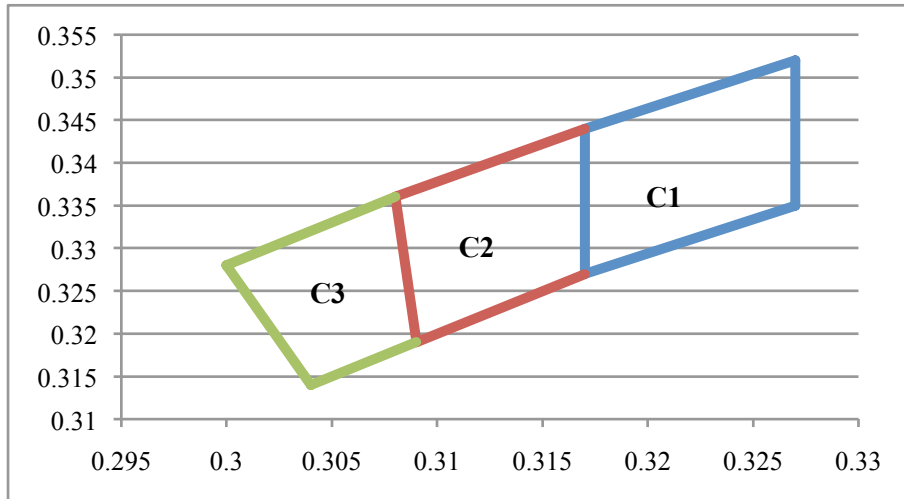


<b>BIN B 1</b>	<b>3900 – 4200K</b>
<b>BIN B 2</b>	<b>4200 – 4500K</b>
<b>BIN B 3</b>	<b>4500 – 4800K</b>
<b>BIN B 4</b>	<b>4800 – 5300K</b>
<b>BIN B 5</b>	<b>5300 – 5800K</b>

# IJFCOB19I Data Sheet



## CCT – BIN FOR COOL WHITE



<b>BIN C 1</b>	<b>5800 – 6200K</b>
<b>BIN C 2</b>	<b>6200 – 6600K</b>
<b>BIN C 3</b>	<b>6600 – 7000K</b>
<b>BIN C 4</b>	<b>7000 – 7500K</b>



# IJFCOB19I Data Sheet

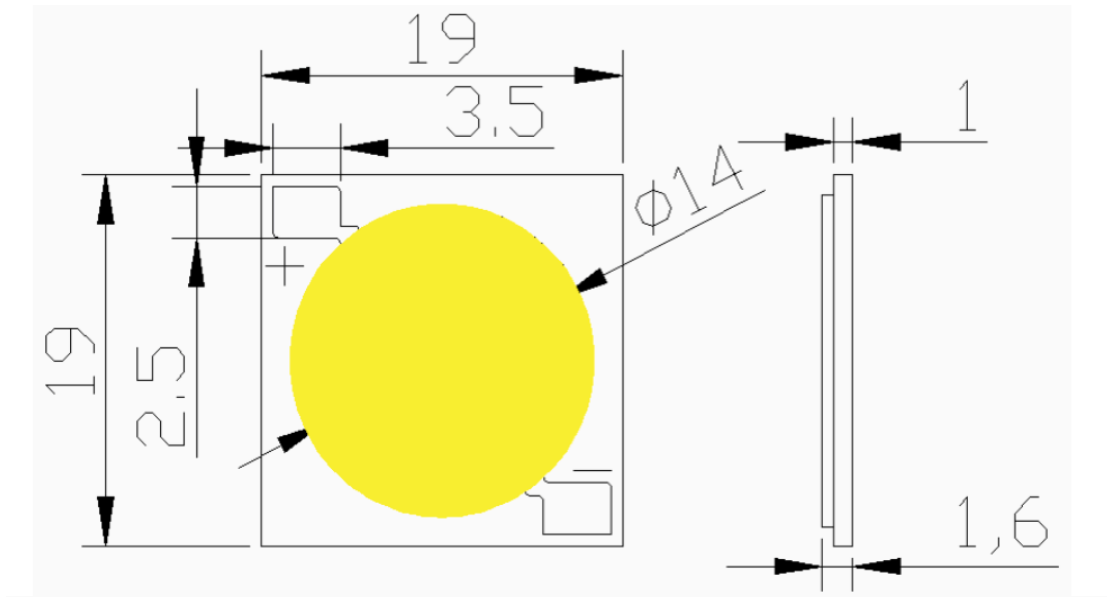
---

---

---



## Package Dimension



Note:

Tolerance unless mentioned is  $\pm 0.15$  mm ; Unit = mm

# IJFCOB19I Data Sheet

---

---

---



## **Notes for Hand Soldering**

- Hand Soldering Parameters - 300°C for not more than 3 seconds
- Hand Soldering shouldn't be done more than once.
- Avoid using sharp objects for compressing LEDs
- Use of anti-static apparels while operating on LED Chips is recommended

## **Storage**

### **Before opening vacuum packing**

- LEDs can be stored for one year under temperature and humidity not exceeding 30°C and 60% RH.

### **After opening vacuum packing**

- The LED's floor life is 168 Hrs under 30°C or less and 60% RH or less. If unused LEDs remain, it should be stored in moisture proof packages.